




**MODULAR
LIGHTING
INSTRUMENTS**
— by MLI NA Corporation

HOLLOW



HOLLOW RECESSED ADJUSTABLE 4.9 - BLACK STRUCTURE, BLACK STRUCTURE



HOLLOW RECESSED TRIMLESS ADJUSTABLE 4.5 - WHITE STRUCTURE, WHITE STRUCTURE



HOLLOW

Design — James Van Vossel

For designer James Van Vossel, it was time to rethink pure, simple forms. That's when the tube came in. And out. His creation, Hollow, reignites the excitement and mystery surrounding this classical shape. How does it work? Where's the light coming from? Lit or dark, open or closed. A symphony of opposites, Hollow is the luminaire that works with you. Adjustable and versatile. For spaces that welcome intrigue and personality.

Design that pops

Hollow expresses itself as you interact with it. It's playful and loves a good mystery. One design, invisible and visible. In one way, its integration makes it hide, being one with the environment, showing nothing but glowing cavities. In its other positions, Hollow complements ceilings or walls, a slight extension of the surface, casting light in an ocean of space. Hollow is a surprise and won't be revealed until you touch. Needless to say, the shy need not apply.

Present, not present


Rediscover light with Hollow's marvellous, unusual adjustability. Hollow's smooth rotation system slides open to let you choose a 90°, 60° or 45° angle, or anything else in between. A powerful beam comes out one end, and a glow can be seen from the back side, reflecting off the inner curve of the cup. When completely horizontal, Hollow offers a discreet, ambient light emanating from each end of the tube. Designers can play with different light effects to change the ambience.

Colors to caress


Experiment with colors and use the cup's inner glow as an additional light source. Gold for a warm, cosy mood maker. White, for a decisive indirect light effect. Black, for a stronger presence, but with softer, indirect light.

versions	<i>Recessed Recessed Trimless</i>
colors	<i>white structure - white structure black structure - black structure black structure - gold black structure - white struc gold - gold</i>
output*	<i>476lm – 8.5W</i>
cct	<i>2700K, 3000K, 3500K</i>
cri	<i>90</i>
optics	<i>30°</i>
mounting	<i>wall & ceiling</i>
installation	<i>IC rated. New construction and Remodel</i>
dimming	<i>ELV/Triac/0-10V</i>
driver	<i>Remote. IC rated and non-IC rated</i>
adjustability	<i>h 360° v 90°</i>
-	
more info?	<i>supermodular.com/en-us/hollow/</i>

*output for white structure, 3000K, 30°



HOLLOW RECESSED TRIMLESS ADJUSTABLE 4.5 - GOLD MATT, GOLD MATT




HOLLOW RECESSED ADJUSTABLE 4.9 - BLACK STRUCTURETURE, GOLD MATT



HOLLOW RECESSED



HOLLOW RECESSED TRIMLESS









Tel: +1 800 674 9691
welcome.us@supermodular.com – www.supermodular.com