



QBINI



MODULAR
LIGHTING —
INSTRUMENTS





Qbini

A portmanteau of ‘cubic’ and ‘mini’, Qbini introduces modular, miniature, recessed LED lighting solutions to residential and hospitality venues and boutiques. Several Qbini portfolio expansions are already planned, for even greater versatility to come.

design in cooperation with florent coirier

PATENTED PRECISION

Modular's smallest recessed portfolio at 44mm square, Qbini's patented press-in, press-out technology makes installation simple, even in concrete ceilings, no screws required. Despite being sources of illumination, each Qbini unit has a tactile, precisely-machined appeal that fits in the palm of the hand.

ULTIMATE FLEXIBILITY

Depending on the desired effect, you can choose a black or white frame that accommodates one up to four Qbini lamps. Qbini comes in any combination of several shapes - square, round, in, out and tapered - and in two colours - black and white. Pick a consistent theme, or playfully mix-and-match in the same frame - anything is possible.

[SUPERMODULAR.COM/EN/QBINI](https://supermodular.com/en/qbini)

NEW Qbini



QBINI ADJUSTABLE



QBINI ADJUSTABLE

Same features, even more customisation

Qbini adjustable comes with the same patented clicking system and tool-free, screw-free installation process as the original. Select the standard recessed position, or click the unit in again for a deeper recess. It fits in existing one up to four Qbini frames and can be mixed-and-matched with any combination of the other 6 Qbini units to achieve special effects tailored to your space. Rotate the LED light source to highlight room elements with a medium or flood beam angle tilted at 30 degrees.





QBINI ADJUSTABLE
PRIVATE RESIDENCE, RETIE (BE)



QBINI ADJUSTABLE
PRIVATE RESIDENCE, RETIE (BE)



QBINI ADJUSTABLE



QBINI ADJUSTABLE (DEEP RECESSED)



QBINI ADJUSTABLE
PRIVATE RESIDENCE, CHARLEROI (BE)



QBINI SQUARE IN
PRIVATE RESIDENCE, KORTRIJK (BE)

Dual positioning

The portfolio's small size, cutting-edge design and dual positioning options (recessed or deep recessed) add a modern yet cosy touch to any intimate space.



QBINI SQUARE IN



QBINI SQUARE IN (DEEP RECESSED)



QBINI SQUARE TAPERED



QBINI ROUND OUT



QBINI ROUND IN
PRIVATE RESIDENCE, KORTRIJK (BE)



QBINI SQUARE OUT
PRIVATE RESIDENCE, UTRECHT (NL)



QBINI SQUARE IN (DEEP RECESSED)



QBINI ROUND IN



Aesthetics meet technology

Compact, cubic and palm-sized, Qbini illustrates the sophistication of simplicity. Create dramatic effects by combining black or white lamps and frames, or tie your space together seamlessly with a single-color luminaire. Qbini can be fitted with any of the 3 lighting accessories: snoot, honeycomb and crossblade. Its dedicated heatsink, the smallest ever designed for a lighting solution of this kind, proves that modular, mini and adjustable are indeed possible.



QBINI SQUARE TAPERED
PRIVATE RESIDENCE, UTRECHT (NL)



QBINI ADJUSTABLE




QBINI ADJUSTABLE (DEEP RECESSED)



ECO LED GE

Qbini round in LED GE NEW



1X LED ARRAY INCL. 4.3W

! MUST BE USED WITH QBINI FRAME
! 3500K ON REQUEST



	2700K / CRI90+		3000K / CRI90+		4000K / CRI90+	
	25°	40°	25°	40°	25°	40°
black struc	14101232	14101132	14102232	14102132	14103232	14103132
white struc	14101209	14101109	14102209	14102109	14103209	14103109

LUMINAIRE OUTPUT & POWER CONSUMPTION
(25° white struc)

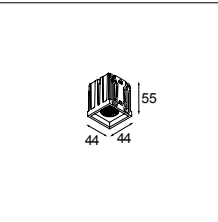
	350mA	500mA
2700K / 25°	313lm 3W	417lm 4.3W
3000K / 25°	313lm 3W	417lm 4.3W
4000K / 25°	318lm 3W	424lm 4.3W

ACCESSORIES

SEE BELOW

ECO LED GE

Qbini square in LED GE NEW



1X LED ARRAY INCL. 4.3W

! MUST BE USED WITH QBINI FRAME
! 3500K ON REQUEST



	2700K / CRI90+		3000K / CRI90+		4000K / CRI90+	
	25°	40°	25°	40°	25°	40°
black struc	14121232	14121132	14122232	14122132	14123232	14123132
white struc	14121209	14121109	14122209	14122109	14123209	14123109

LUMINAIRE OUTPUT & POWER CONSUMPTION
(25° white struc)

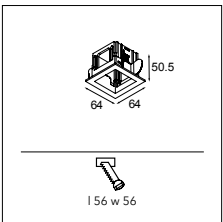
	350mA	500mA
2700K / 25°	316m 3W	421lm 4.3W
3000K / 25°	316lm 3W	421lm 4.3W
4000K / 25°	321lm 3W	428lm 4.3W

ACCESSORIES

SEE BELOW

Qbini frame 1x

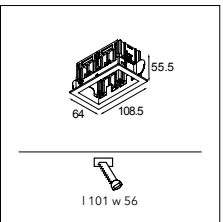
14171032 black struc
14171009 white struc



156 w 56

Qbini frame 2x

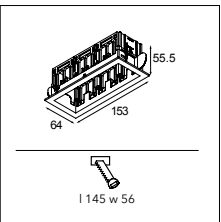
14172032 black struc
14172009 white struc



1101 w 56

Qbini frame 3x

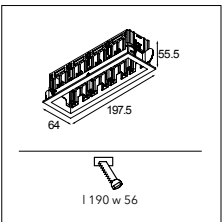
14173032 black struc
14173009 white struc



1145 w 56

Qbini frame 4x

14174032 black struc
14174009 white struc



1190 w 56

ACCESSORIES

DRIVER SEE DRIVER MATRIX

OPTICAL

14191032	HONEYCOMB
14192032	SNOOT
14193032	CROSSBLADE

CONNECTED

*WHEN CONNECTED TO 1-10V DRIVER

13190030	MODULAR CONNECTED 1-10V WHITE COMPONENT
70000614	PHILIPS HUE DIMMER SWITCH
70000615	PHILIPS HUE TAP SWITCH
70000847	PHILIPS HUE SENSOR
70000616	PHILIPS HUE BRIDGE EU
70000617	PHILIPS HUE BRIDGE UK

REQUIRED PARTS



QBINI ROUND OUT (DEEP RECESSED)



QBINI SQUARE OUT

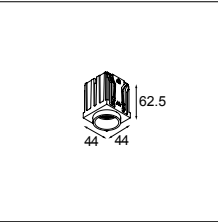


QBINI SQUARE OUT (DEEP RECESSED)

ECO LED GE



Qbini round out LED GE NEW



1X LED ARRAY INCL. 4.3W

! MUST BE USED WITH QBINI FRAME
! 3500K ON REQUEST

	2700K / CRI90+		3000K / CRI90+		4000K / CRI90+	
	25°	40°	25°	40°	25°	40°
black struc	14111232	14111132	14112232	14112132	14113232	14113132
white struc	14111209	14111109	14112209	14112109	14113209	14113109

LUMINAIRE OUTPUT & POWER CONSUMPTION
(25° white struc)

	350mA	500mA
2700K / 25°	277lm 3W	370lm 4.3W
3000K / 25°	277lm 3W	370lm 4.3W
4000K / 25°	282lm 3W	376lm 4.3W

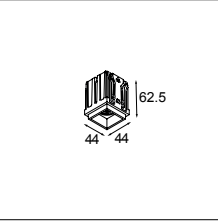
ACCESSORIES

SEE BELOW

ECO LED GE



Qbini square out LED GE NEW



1X LED ARRAY INCL. 4.3W

! MUST BE USED WITH QBINI FRAME
! 3500K ON REQUEST

	2700K / CRI90+		3000K / CRI90+		4000K / CRI90+	
	25°	40°	25°	40°	25°	40°
black struc	14131232	14131132	14132232	14132132	14133232	14133132
white struc	14131209	14131109	14132209	14132109	14133209	14133109

LUMINAIRE OUTPUT & POWER CONSUMPTION
(25° white struc)

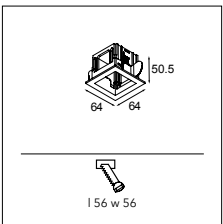
	350mA	500mA
2700K / 25°	288lm 3W	384lm 4.3W
3000K / 25°	288lm 3W	384lm 4.3W
4000K / 25°	293lm 3W	391lm 4.3W

ACCESSORIES

SEE BELOW

Qbini frame 1x

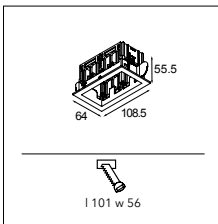
14171032 black struc
14171009 white struc



156 w 56

Qbini frame 2x

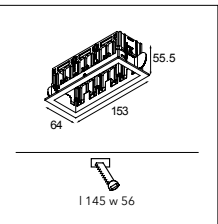
14172032 black struc
14172009 white struc



1101 w 56

Qbini frame 3x

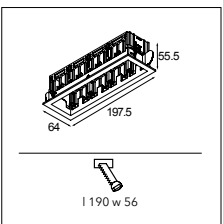
14173032 black struc
14173009 white struc



1145 w 56

Qbini frame 4x

14174032 black struc
14174009 white struc



1190 w 56

ACCESSORIES

DRIVER SEE DRIVER MATRIX

OPTICAL

14191032 HONEYCOMB
14192032 SNOOT
14193032 CROSSBLADE

CONNECTED

*WHEN CONNECTED TO 1-10V DRIVER

13190030 MODULAR CONNECTED 1-10V WHITE COMPONENT
70000614 PHILIPS HUE DIMMER SWITCH
70000615 PHILIPS HUE TAP SWITCH
70000847 PHILIPS HUE SENSOR
70000616 PHILIPS HUE BRIDGE EU
70000617 PHILIPS HUE BRIDGE UK

REQUIRED PARTS



QBINI ROUND TAPERED



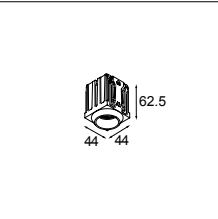
QBINI SQUARE TAPERED (DEEP RECESSED)



QBINI ROUND TAPERED

ECO LED GE

Qbini round tapered LED GE NEW



1X LED ARRAY INCL. 4.3W

! MUST BE USED WITH QBINI FRAME
! 3500K ON REQUEST



500mA

IP54

GWT 960°

0.19KG



	2700K / CRI90+		3000K / CRI90+		4000K / CRI90+	
	25°	40°	25°	40°	25°	40°
black struc	14141232	14141132	14142232	14142132	14143232	14143132
white struc	14141209	14141109	14142209	14142109	14143209	14143109

LUMINAIRE OUTPUT & POWER CONSUMPTION
(25° white struc)

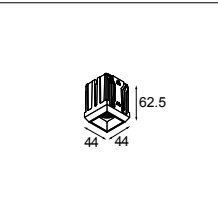
	350mA	500mA
2700K / 25°	277lm 3W	370lm 4.3W
3000K / 25°	277lm 3W	370lm 4.3W
4000K / 25°	282lm 3W	376lm 4.3W

ACCESSORIES

SEE BELOW

ECO LED GE

Qbini square tapered LED GE NEW



1X LED ARRAY INCL. 4.3W

! MUST BE USED WITH QBINI FRAME
! 3500K ON REQUEST



500mA

IP54

GWT 960°

0.19KG



	2700K / CRI90+		3000K / CRI90+		4000K / CRI90+	
	25°	40°	25°	40°	25°	40°
black struc	14151232	14151132	14152232	14152132	14153232	14153132
white struc	14151209	14151109	14152209	14152109	14153209	14153109

LUMINAIRE OUTPUT & POWER CONSUMPTION
(25° white struc)

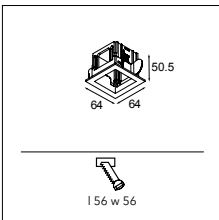
	350mA	500mA
2700K / 25°	288lm 3W	384lm 4.3W
3000K / 25°	288lm 3W	384lm 4.3W
4000K / 25°	293lm 3W	391lm 4.3W

ACCESSORIES

SEE BELOW

Qbini frame 1x

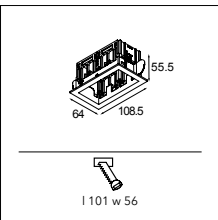
14171032 black struc
14171009 white struc



156 w 56

Qbini frame 2x

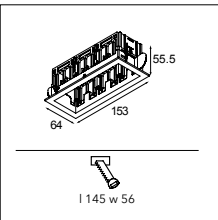
14172032 black struc
14172009 white struc



1101 w 56

Qbini frame 3x

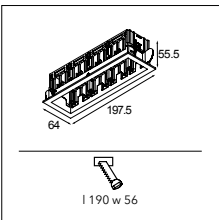
14173032 black struc
14173009 white struc



1145 w 56

Qbini frame 4x

14174032 black struc
14174009 white struc



1190 w 56

ACCESSORIES

DRIVER

SEE DRIVER MATRIX

OPTICAL

14191032 HONEYCOMB
14192032 SNOOT
14193032 CROSSBLADE

CONNECTED

*WHEN CONNECTED TO 1-10V DRIVER

13190030 MODULAR CONNECTED 1-10V WHITE COMPONENT
70000614 PHILIPS HUE DIMMER SWITCH
70000615 PHILIPS HUE TAP SWITCH
70000847 PHILIPS HUE SENSOR
70000616 PHILIPS HUE BRIDGE EU
70000617 PHILIPS HUE BRIDGE UK

REQUIRED PARTS



ECO LED GE

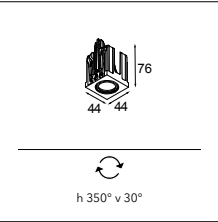
Qbini adjustable LED GE

NEW



1X LED ARRAY INCL. 4.3W

! MUST BE USED WITH QBINI FRAME
! 3500K ON REQUEST



	2700K / CRI90+		3000K / CRI90+		4000K / CRI90+	
	25°	40°	25°	40°	25°	40°
black struc	14160132	14160232	14160432	14160532	14160732	14160832
white struc	14160109	14160209	14160409	14160509	14160709	14160809

LUMINAIRE OUTPUT & POWER CONSUMPTION
(25° white struc)

	350mA	500mA
2700K / 25°	325lm 3W	433lm 4.3W
3000K / 25°	325lm 3W	433lm 4.3W
4000K / 25°	330lm 3W	440lm 4.3W

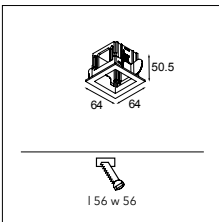
ACCESSORIES

SEE BELOW



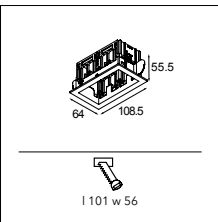
Qbini frame 1x

14171032 black struc
14171009 white struc



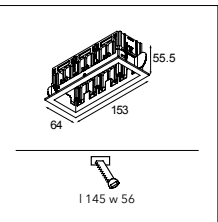
Qbini frame 2x

14172032 black struc
14172009 white struc



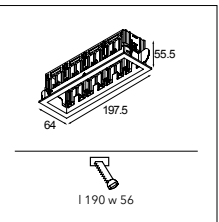
Qbini frame 3x

14173032 black struc
14173009 white struc



Qbini frame 4x

14174032 black struc
14174009 white struc



ACCESSORIES

DRIVER SEE DRIVER MATRIX

OPTICAL

14191032	HONEYCOMB
14192032	SNOOT
14193032	CROSSBLADE

CONNECTED

*WHEN CONNECTED TO 1-10V DRIVER

13190030	MODULAR CONNECTED 1-10V WHITE COMPONENT
70000614	PHILIPS HUE DIMMER SWITCH
70000615	PHILIPS HUE TAP SWITCH
70000847	PHILIPS HUE SENSOR
70000616	PHILIPS HUE BRIDGE EU
70000617	PHILIPS HUE BRIDGE UK

REQUIRED PARTS



MODULAR LIGHTING INSTRUMENTS — HEADQUARTERS

(For general information and sales network addresses in other countries)

Armoedestraat 71 – 8800 Roeselare – Belgium
Tel: +32 (0)51 26 56 56 – Fax: +32 (0) 51 22 80 04
welcome@supermodular.com – www.supermodular.com

Australia & New Zealand

22-38 Yurong Street
Darlinghurst NSW 2010 - Australia
Tel: +61 2 9571 8800 - Fax: +61 2 9571 88 11
welcome@modularlighting.com.au
www.supermodular.com

Belgium

Armoedestraat 71 – 8800 Roeselare
Tel: +32 (0)51 26 56 56 - Fax: +32 (0)51 22 80 04
welcome@supermodular.com
www.supermodular.com

China

Tel: +32 479 42 91 91 - Tel: +32 (0)51 26 56 56
welcome@supermodular.com
www.supermodular.com

Denmark

Klubiensvej 22, Pakhus 48 - 2150 Nordhavnen
- Copenhagen
Tel: +45 3613 2100 - Fax: +45 3613 2101
welcome.denmark@supermodular.com
www.supermodular.com

France

31, Rue du Mail - 75002 Paris
Tel: +33 1 45 42 24 25 - Fax: +33 1 45 42 43 20
bonjour@supermodular.com
www.supermodular.com

Germany

Röntgenstrasse 22 - 22335 Hamburg
Tel: +49 170 760 76 07 - Tel: +49 173 920 66 62
welcome.germany@supermodular.com
www.supermodular.com

Iberia & Latin - South America

Tel: +34 610 260 420 - Tel: +32 (0)51 26 56 56
welcome.iberia@supermodular.com
www.supermodular.com

India

Tel: +32 494 88 09 20 - Tel: +32 (0)51 26 56 56
welcome@supermodular.com
www.supermodular.com

Italy

Via G. Casati 23 - 20900 Monza (MB)
Tel: +39 039 203 6242
welcome.italy@supermodular.com
www.supermodular.com

Japan

1F, 5-9-3 Minami-azabu, Minato-ku - Tokyo
106-0047
Tel: +81-3-6826-4511 - Fax: +81-3-6826-4512
welcome@modularjp.com
www.supermodular.com

Luxembourg

5, Rue de l'église - 1458 Luxembourg/Hollerich
Tel: +352 621 438 899 - Tel: +32 (0) 51 26 56 56
welcome@supermodular.com
www.supermodular.com

Norway

Eidsvågbakken 1 - 5105 Eidsvåg (Bergen)
Tel. +47 92 21 92 20
Nedregt 7 - 00551 Oslo
Tel: +47 928 14 481
welcome.norway@supermodular.com
www.supermodular.com

Russia

Tel: +7 919 991 30 73 - Tel: +32 (0)51 26 56 56
welcome.russia@supermodular.com
www.supermodular.com

Sweden

Tavastgatan 8 - 118 24 Stockholm
Tel: +46 8 523 29 900
welcome.sweden@supermodular.com
www.supermodular.com

Switzerland

Aargauerstrasse 250 - 8048 Zürich
Tel: +41 44 456 44 00 - Fax: +41 44 456 44 09
welcome.switzerland@supermodular.com
www.supermodular.com



MODULAR
LIGHTING —
INSTRUMENTS

The Netherlands

Bouwerij 54 - 1185 XX Amstelveen
Tel: +31 (0)20 347 30 47 - Fax: +31 (0)20 347 30 48
info@modular.nl
www.modular.nl

United Kingdom

28, Leonard Street - EC2A 4BY London
Tel: +44 (0)20 7681 99 33 - Fax: +44 (0)20 7681 99 43
sales@atrium.ltd.uk
www.modular-lighting.co.uk

USA & Canada

14 Wooster Street - NY 10012 New York
Tel: +1 212 966 1399 - Fax: +1 212 966 1799
welcome.us@supermodular.com
www.supermodular.com/na

© 2017 Modular Lighting Instruments - all rights reserved

Modular reserves the right to alter material, dimensions and characteristics without prior notice. This catalogue replaces all previous catalogues. Read installation instructions carefully. Technical information on the installation instruction has precedence over the information in the catalogue and the legend. Weights indicated are fixture including packaging. Our general terms and conditions shall apply notwithstanding any stipulation to the contrary to all the orders and agreements with Modular. You can obtain a copy of these conditions on demand.

For latest information and specifications of the full Modular range visit www.supermodular.com

All products are CE



Symbols legend

	ceiling application surface / suspended / recessed
	wall application surface / recessed
	floor application surface / recessed
	weight in kg
	cutout size round / square
	adjustability
	dimmable / not dimmable
	universally dimmable
	trailing edge dimmable
	leading edge dimmable
	resistive load dimmable
	fixture class 1
	fixture class 2
	fixture class 3
	wall mounting
	ceiling mounting
	floor mounting
	ceiling + wall mounting
	floor + wall mounting
IP67	protection level
GWT	glow wire test
GE	gear excluded
GI	gear included
RG	remote gear included